


APRIL 2026

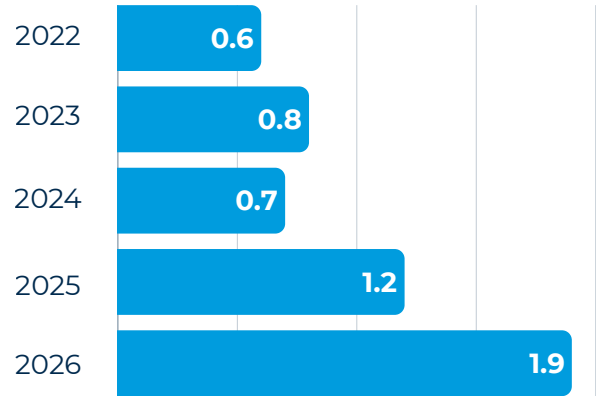
# MARKET SUMMARY

SNOHOMISH RESIDENTIAL

## MONTHS OF INVENTORY

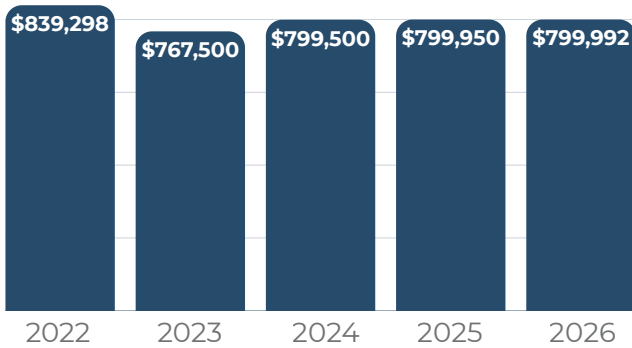


Seller's Market = 0 to 2 Months  
 Neutral Market = 2 to 4 Months  
 Buyer's Market = 4+ Months



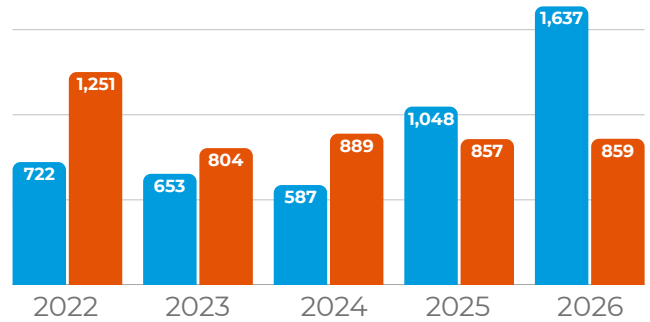
## MEDIAN SALES PRICE

0% decrease from last year  
 -4.7% decrease from 2022

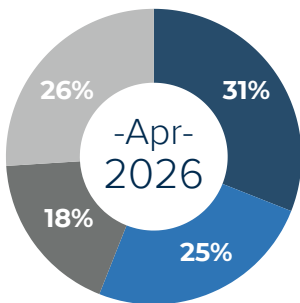


## LISTINGS AND PENDING SALES

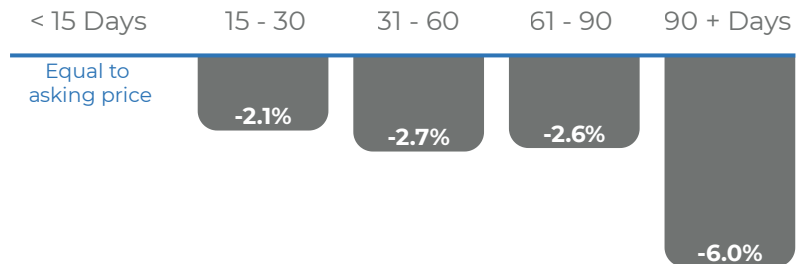
● Active Listings ● Pendings



## SALES PRICE AND DAYS ON MARKET



- Sold **ABOVE** List Price
- Sold **AT** List Price
- Sold **BELOW** List Price
- **PRICE CHANGE** Before Sale



WINDERMERESTATS.COM

Created by Windermere/East using information and statistics derived from NWMLS. Based on Residential Reports